


Cereal Box Marble Run Challenge

Can you turn your old cereal box into a fun marble run game?

You will need:

- Two cardboard cereal boxes
- Glue
- Sticky Tape
- Scissors
- Marbles




What To Do:




Start off with your empty cereal box. Tape the lid shut and then cut off the front panel (take care, scissors are sharp!). Make sure you leave a little ledge at the bottom. This will stop the marbles rolling out everywhere when they reach the end of the run.



Then take the detached front panel and cut it into three strips. Bend them at the ends and cut a notch on one side for the marble to run through.



Next, take a little extra cardboard from another cereal box and fold the end of it and tape it onto the bottom. The folded end makes the marble run tilt back a little bit so the marble goes down the holes and doesn't fall out of the box.



Finally, tape the strips into the box and cut a little hole at the top to drop the marble through. Then go and find some marbles!