


Looking around

Choose a room at home.
Challenge your child to spot
20 right angles in it.



Dicey division

You each need a piece of paper. Each of you should choose five numbers from the list below and write them on your paper.

5 6 8 9 12 15 20 30 40 50

- ◆ Take turns to roll a dice. If the number you roll divides exactly into one of your numbers, then cross it out, e.g. you roll a 4, it goes into 8, cross out 8.
- ◆ If you roll a 1, miss that go. If you roll a 6 have an extra go.
- ◆ The first to cross out all five of their numbers wins.

Sum it up

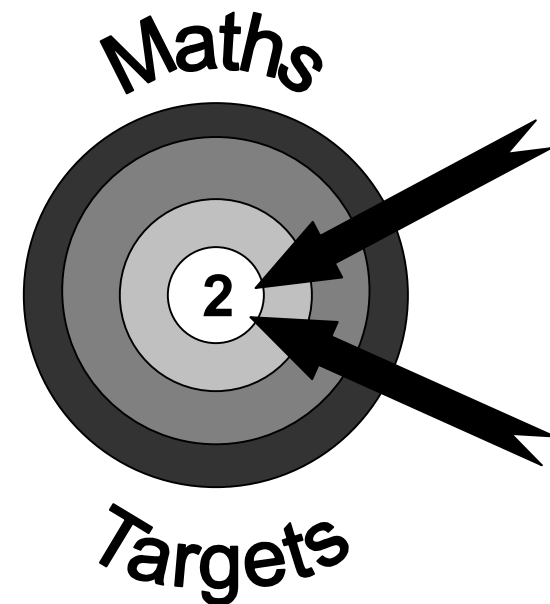
- ◆ Each player needs a dice.
- ◆ Say: *Go!* Then each rolls a dice at the same time.
- ◆ Add up all the numbers showing on your own dice, at the sides as well as at the top.
- ◆ Whoever has the highest total scores 1 point.
- ◆ The first to get 10 points wins.

Out and about

- ◆ Choose a three-digit car number, e.g. 569.
- ◆ Make a subtraction from this, e.g. $56 - 9$.
- ◆ Work it out in your head. Say the answer.
- ◆ If you are right, score a point.
- ◆ The first to get 10 points wins.



Targets for pupils in Year 4



A booklet for parents

Help your child with mathematics

Targets – Year 4 ₂

By the end of Year 4, most children should be able to...


- Know the 2, 3, 4, 5 and 10 times tables by heart, e.g. know facts like 7×5 and $36 \div 4$.
- Round numbers like 672 to the nearest 10 or 100.
- Work out that a simple fraction like $\frac{2}{6}$ is equivalent to $\frac{1}{3}$.
- Work out sums like $26 + 58$ and $62 - 37$ in their heads.
- Work out sums like $234 + 479$ or $791 - 223$ using pencil and paper and writing them in columns.
- Multiply numbers like 38 by 10 or by 100, and divide numbers like 4200 by 10 or by 100.
- Multiply and divide numbers up to 100 by 2, 3, 4 or 5, and find remainders, e.g. 36×3 , $87 \div 4$.
- Change pounds to pence and centimetres to metres, and vice versa, e.g. work out that £3.45 is the same as 345p, and that 3.5 metres is the same as 350 centimetres.
- Tell the time to the nearest minute and use a simple timetable.
- Pick out shapes with similar features, e.g. shapes with sides the same length, or with right angles, or symmetrical shapes.
- Use +, −, ×, ÷ to solve problems and decide whether it is best to calculate in their head or on paper.

_____ is working on the targets that are ticked.

About the targets

These targets show some of the things children should be able to do by the end of Year 4.

A target may be more complex than it seems, e.g. children may be able to subtract 497 from 506 by writing it in columns without realising it is quicker to count on from 497 up to 506 in their heads.



Fun activities to do at home

Dicey tens

For this game you need a 1–100 square (a snakes and ladders board will do), 20 counters or coins, and a dice.

- ◆ Take turns.
- ◆ Choose a two-digit number on the board e.g. 24.
- ◆ Roll the dice. If you roll a 6, miss that turn.
- ◆ Multiply the dice number by 10, e.g. if you roll a 4, it becomes 40.
- ◆ Either add or subtract this number to or from your two-digit number on the board, e.g. $24 + 40 = 64$.
- ◆ If you are right, put a coin on the answer.
- ◆ The first to get 10 coins on the board wins.